


Animal Investigations



Even if we can't see them, there are always animals around us!



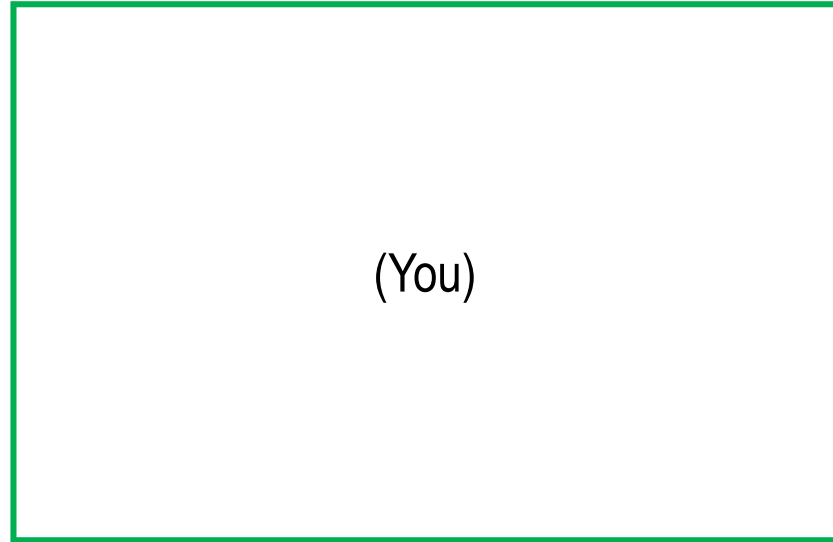
Activity: Sit, Look, Listen

Sometimes all we have to do to find animals is sit quietly for a few moments and let our senses do the work.

Make a record of the sounds you hear by drawing a sound map.

Imagine you are in the center of the square. Mark X's around you on the map where you hear sounds.

How many different sounds can you identify?



Activity: Track Match

One of the best clues that an animal leaves behind is tracks! Try matching each of these animals with their tracks.




Raccoon




Great Blue Heron




Bobcat



A.




B.




C.




D.



E.



F.



Coyote



Opossum



White-tailed Deer

Answer: Raccoon (D), Heron (C), Bobcat (E), Coyote (B), Opossum (F), Deer (A)

Feathered Friends

Bird watching is a wonderful way to get outdoors and be active. There are many species of birds at Belle Isle; how many did you see?

Activity: Observe one location in the park; can you see or hear any birds. Describe the habitat and birds below.

Habitat:

What does the habitat look like around you? Check all descriptions that apply.

- Tall Trees
- Short trees/shrubs
- Tall Grass
- Short grasses
- Wildflowers
- Bare ground
- Leaves on Ground
- Deep water
- Shallow water
- Wetlands (plants and water mixed)
- Freshwater
- Saltwater
- Beach



Osprey

What did you see?

Every bird species has a different shape, size, color, song, and behavior. Some birds, like Osprey can be seen hovering over the water, hunting fish. Describe any birds you see or hear below.

Bird 1

Shape: _____

Colors: _____

Sounds: _____

What is it doing? _____

Can you identify this bird? _____

Bird 2

Shape: _____

Colors: _____

Sounds: _____

What is it doing? _____

Can you identify this bird? _____

Common bird shapes



The Adventure's About to Begin

You're on your way to becoming a Jr Ranger at Belle Isle State Park

Start by choosing your level below


Kit | Ages 5-7 | Complete 4 activities

Pup | Ages 8-10 | Complete 7 activities

Fox | Ages 11 and up | Complete 10 activities



Kit



Pup



Fox


Once you have completed all of your tasks stop by the Camp Store and have a Ranger sign off on your activity book; take your pledge and receive your official Jr Rangers badge.

As a Jr Ranger I pledge to:

- Preserve and protect our parks;
- Care for my natural and historical resources;
- Share what I have learned about the parks with others;
- Obey all safety rules;
- Continue to explore and discover.

Hidden Herpetology

Activity: Find the hidden words all about herpetology, or the study of reptiles and amphibians.



Need help? Find a Ranger, or ask an adult.

Kit List:

- Croak
- Frog
- Gills
- Newt
- Scale
- Shell
- Skink
- Snake
- Song
- Toad

Pup List:

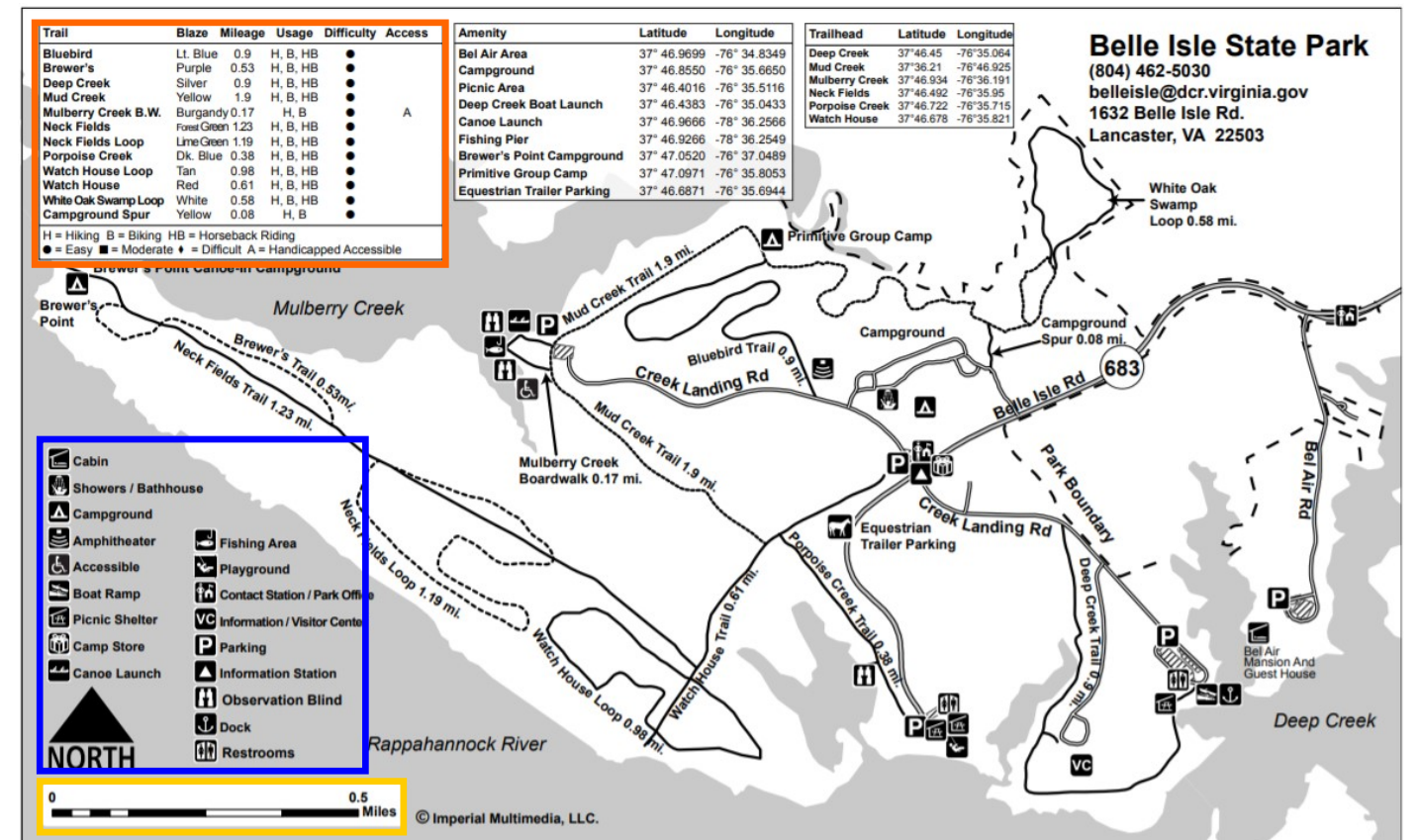
- Bask
- Chorus
- Froglet
- Keratin
- Lizard
- Molt
- Reptile
- Tadpole
- Tree frog
- Turtle

Fox List:

- Amphibian
- Herpetology
- Hibernate
- Metamorphosis
- Pollywog
- Salamander
- Terrapin
- Tortoise
- Venomous
- Zoology

Map Skills Challenge

Ready to discover all the treasures Belle Isle has to offer? All you need is a map, and know how to use it.



Match each word to its corresponding color box on the map.
Scale: This helps you measure distances on the map. Each map will have its own scale.
Legend: Lists what each **symbol** on the map means.
Trails List: Includes all the trail names, distance, difficulty, what activities are allowed, and if its accessible to all guests.


Activity: use the map to answer the following questions.

What is the longest trail at the park? _____

How long is it? _____

How many restrooms are in the park? _____

What does the symbol for Camping look like? Draw it here:



Park maps are available in many locations across the park. Check the Camp Store, Visitor Center, or Contact Station. If you prefer to come prepared print a map at www.dcr.virginia.gov OR download one using the Avenza app.

Parker's Scavenger Hunt


Activity: As you explore the park keep a sharp eye out for items on Parker's scavenger hunt list. Ask a ranger if you need help.

#	✓	Item
1		Hike a trail with a viewing blind
Trail name:		
2		Find an animal's nest
Describe:		
3		Hug a tree
Tree species:		
4		Run your fingers through sand
Where?		
5		Sit and listen quietly for 5 minutes
What did you hear?		
6		Find something red
Describe:		
7		Find a leaf
Draw it:		

#	✓	Item
8		Take a picture of something cool!
Show the ranger.		
9		Find an animal track
Describe:		
10		Find a spider web
What was in it?		
11		Find something green (not a leaf)
Describe:		
12		Find a flower
Describe:		
13		Find moss or lichen
Describe:		
14		Find a campsite
What number?		

Belle Isle Crossword

Activity: solve the clues to complete the crossword puzzle.




Across

- 2. Watch out for these pinching critters when you fish along Mulberry Creek
- 7. This can help you determine what a symbol means on a map
- 8. This salt water river can take you all the way to the Chesapeake Bay
- 10. These great birds aren't actually blue, but a light gray color

Down

- 1. This is the longest trail in the park
- 3. Copperheads are the only _____ snakes at Belle Isle
- 4. Bald eagles live in the _____ habitat
- 5. These can help give you energy on a long hike
- 6. _____ are a good indicator that an animal has been around
- 9. This friendly fox loves Virginia State Parks, and helping new rangers out




Most of these clues can be found in your activity book. For the tricky ones ask a Ranger, or an adult.

Certificate of Completion

Has successfully completed the activities of the Junior Ranger Program and is hereby proclaimed an official



Belle Isle State Park Junior Ranger



Park Ranger

Date

Belle Isle State Park Jr Ranger



_____'s
Activity Book