



Sailor's Creek Battlefield Historical State Park

Rice, Virginia



Junior Ranger Activity Packet

Sailor's Creek Battlefield Historical State Park: Junior Ranger Activity Book

Thanks for deciding to become a Junior Ranger! Today you will learn many things about our park. After completing the required activities, you can become a Junior Ranger and earn a Junior Ranger patch and certificate!

How to become a Junior Ranger: Step 1: Ask a Park Ranger for a Jr Ranger Packet. Step 2: Complete all the activities. Step 3: Bring your completed book to the Visitor Center and have a Park Ranger or volunteer check your work. Step 4: Receive your Junior Ranger patch and certificate!

Junior Rangers know it's important to preserve the battlefields for people today and in the future. You can help us take care of this important place by promising to: Stay on marked trails and practicing leave no trace. Be a good example and act in a safe and courteous manner. Honor the memory of the men who fought here by treating the battlefields with respect by not playing ball, riding bikes, or digging in the dirt at the park. Enjoy the park and leave it in a better condition than you found it. Enjoy learning about Civil War history and share what you have learned with others.



Instructions:

Once you have received your Junior Ranger packet and have been oriented at the Visitor Center by a Park Ranger, you may begin searching for the answers throughout the park. You will find the answers in the Visitor Center and museum exhibits, along the hiking trails, parts of the driving tour, and at the Historic Overton-Hillsman House.

To receive your patch and certificate you must complete the activities correctly and return to the Visitor's Center at Sailor's Creek Battlefield Historical State Park.

Throughout the packet you will see tips and hints offered by the staff to help you along your journey.

WE ARE HERE TO HELP, PLEASE DON'T HESITATE TO ASK A RANGER FOR ASSISTANCE.

You can call the Visitor Center at **804.561.7510** or visit our website at <https://www.dcr.virginia.gov/state-parks/sailors-creek>

The Visitor Center address is :
6541 Saylers Creek Road
Rice, Virginia 23966.


For immediate **EMERGENCY** or medical assistance,
please dial

911



The Battles of Sailor's Creek

On April 6, 1865, Confederate General Robert E Lee's Army of Northern Virginia wearily trudged its way through Amelia County in hopes of reaching greatly needed supplies at Farmville, Virginia. At Sailor's Creek, Union General Ulysses S. Grant's Union forces successfully cut off the line of retreat and attacked the rear guard. The result was an overwhelming Union victory, having captured wagons, artillery, approximately 7,700 combatants, and 8 Confederate generals. 72 hours later, General Lee would be surrendering the remainder of his army to General Grant at the village of Appomattox Court House, thus effectively ending the fighting in Virginia.



Try to remember the most tired you have ever been... Or the most hungry. What did you first eat when you could? Imagine back to the furthest you have EVER walked or ran at once. How far did you go? Was something chasing you? Have you ever slept in the cold without a tent or blanket? What's the hardest thing you have ever done? Think about the soldiers of the American Civil War as you complete this packet and ponder the hardships in which they faced.





Visitor Center Painting

Can you answer these questions about the painting beside the front desk?

Take a picture with your cell phone and stand behind the Hillsman House. Look for the rock formation in the painting and pull up the picture on your phone.

-How many cannon are in the painting?

-There are 3 US flags in this painting, can you find them all?

-How many drummer boys do you see?

-Who painted this picture?

-How many officers are using binoculars?



Visitor Center Scavenger Hunt!

- ◆ I am brown. I am a plant. I can be smoked, chewed, or traded. I was a major cash crop in this area during the American Civil War. You may have smelled me when you walked in. What am I?

- ◆ What was the American Civil War sometimes known as?
HINT: It was a first.

- ◆ What was stored in a limber chest?

- ◆ There were 3 battles that happened at Sailor's Creek. Can you name them?

- ◆ I can hold 7 shots of ammunition, what kind of firearm am I?

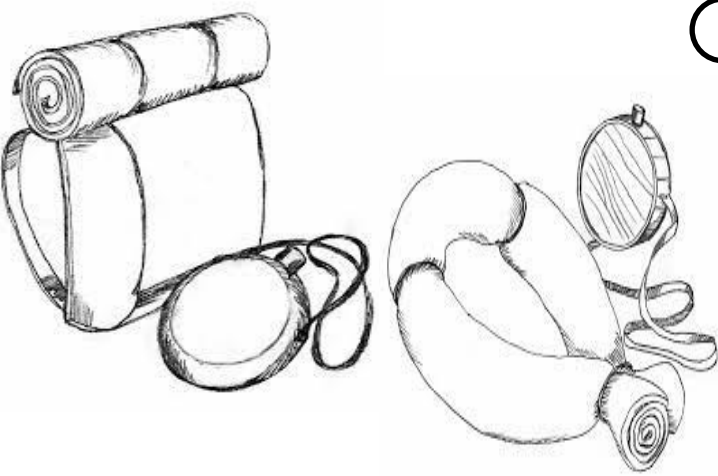
- ◆ What literally pinned Samuel Eddy to the ground during the fight where he later was awarded the Medal of Honor?



Nature Bingo:

Look around the park as you are working on the activities and see if you can spot at least 6 of these items. Circle the ones you find.



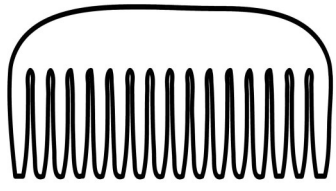


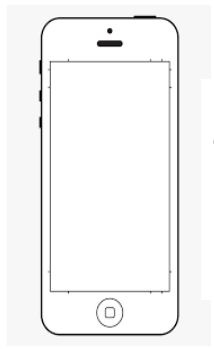


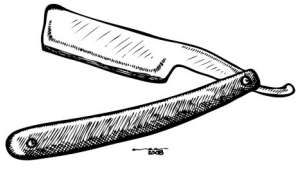

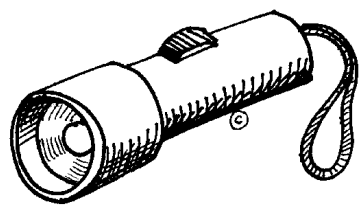




ATTENTION TO ORDERS!!!

Pack your knapsack.

Soldiers carried their belongings in backpacks or blanket rolls.

Can you circle the correct items to bring along for your march?



Hiking Trail Scavenger Hunt!

PICKETT TRAIL: TWO CONFEDERATE GENERALS THAT WERE CAPTURED HERE WERE FROM GENERAL GEORGE PICKETT'S COMMAND. WHAT WERE THEIR NAMES?

STAGG TRAIL: UPON HIS CAPTURE, CONFEDERATE FRANK HUGER PRESENTED UNION GENERAL GEORGE CUSTER HIS PERSONAL WHAT?

KERSHAW TRAIL: WHAT DID THE UNION SOLDIERS SHOW THE CONFEDERATES AS THEY ASSAULTED CONFEDERATE GENERAL EWELL'S ENTRENCHED LINE?

SEE DRAWING PAGE AT END OF PACKET

CUSTIS LEE TRAIL: WHO WAS THE UNION DIVISION COMMANDER THAT ATTACKED THE CONFEDERATE MARINES AND NAVAL BATTALION?


-WHAT WAS EMBROIDERED AROUND THE CENTER OF THE SILK BATTLE FLAG OF THE SAVANNAH VOLUNTEER GUARDS?

-USING NATURAL MATERIAL (TWIGS, LEAVES, GRASS, FROM THE GROUND ONLY!) CONSTRUCT A 6TH ARMY CORPS BADGE AND TURN IT IN TO THE RANGER ON DUTY.

WHEATON TRAIL: TAKE A SELFIE WITH THE HILLSMAN HOUSE BEHIND YOU.

-LISTEN AND OBSERVE 5 THINGS AT SAILOR'S CREEK AND WRITE DOWN WHAT YOU HEAR AND SEE.

SEE DRAWING PAGE OR TAKE A PICTURE WITH YOUR PHONE



DRAWING PAGE

**“WHAT THEY SAW” -DRAW A SKETCH OF WHAT THE PARTICIPANTS ON THE
KERSHAW TRAIL MIGHT HAVE SEEN ON APRIL 6, 1865.**

WHEATON TRAIL PICTURE

Spot the differences:

Circle the 10 differences you see in the two images below.





Congratulations!

You have
completed the
Junior Ranger
Activity Book!

Please see a
Park Ranger
to receive your
patch and certificate!