





A NOTE TO CAREGIVERS...

We hope that you and your child enjoyed the Junior Historian experience. These activities were designed to introduce young explorers to the natural wonders of Sky Meadows State Park. There are many other opportunities for self-guided exploration every day at the park.

Make the most of your field explorations with our Discovery Backpacks. These backpacks are stocked with the guides and tools you'll need to spend a day of self-guided discovery at the park.

We have 3 different Discovery Backpack themes that allow you to explore the various natural and cultural wonders of Sky Meadows State Park:

-  Beginning Birding
-  Insect Investigation
-  Woodland Wonders

Each Discovery backpack includes field guides, maps, activity cards and other tools that will help you enjoy a day of exploration.

Backpacks are available at the Visitor Center on a first-come, first-served basis. There is no charge to check out and use a Discovery Backpack, however, an adult 18 years or older must be present to sign for the backpack.

For more information on the programs, events, and services available at Sky Meadows State Park, please visit our website at www.virginiastateparks.gov or call the park at (540) 592-3556.


Sky Meadows State Park
11012 Edmonds Lane
Delaplane, VA 20144

Sky Meadows State Park

Junior Ranger Program

Farmer Activity Booklet

For children ages 5-7





SKY MEADOWS STATE PARK JUNIOR RANGER PROGRAM

Welcome to our Jr. Ranger– Farmer booklet! By opening this book, you begin your journey to becoming an official Sky Meadows State Park Jr. Ranger. After completing this booklet and attending one history program, bring your completed book to the Visitor Center and present it to the Ranger. They will review your book and issue you your official badge!

Good luck in your journey and remember to tread lightly on the land, practice Leave No Trace principles at all times in the park and, most importantly, have fun!

Leave No Trace Principles

1. **Plan ahead and prepare:** Learn about the park rules. Check the weather before you come. Bring enough water, sunscreen, and bug spray with you. Dress for the weather.
2. **Travel and camp on durable surfaces:** Stay on the trails.
3. **Dispose of waste properly:** Don't litter. Take your trash with you when you leave.
4. **Leave what you find:** Don't pick flowers or leaves. Don't take home rocks, pinecones, or any other souvenirs.
5. **Minimize campfire impacts:** Fires are only allowed in certain areas. If you build a fire, keep it small and make sure that it is completely out before you leave.
6. **Respect wildlife:** Watch all wildlife from a safe distance. Do not try to touch or feed any wildlife. If you have a pet with you, keep it on a leash and under your control at all times.
7. **Be considerate of other visitors:** Be kind to other people in the park. While on the trails, keep your voices quiet so that you and other people can enjoy the sounds of nature.



Activity Alert!

Cattle live here at the park all year long. Sometimes, they graze in fields that also have hiking trails. Stay safe by keeping your distance and not touching or feeding the cattle.



RANGER-LED AGRICULTURE PROGRAM

Now, that you are done with the activities in this booklet attend a program, take a house tour, or speak with a ranger. Ask the Ranger to sign their name on the line marked "Ranger Signature." Once you are done with this page return your booklet to the Visitor Center to receive your badge!

Title of the program you attended:

Date:

Time:

Two things that you learned from the program that you did not know before:

1.

2.

Ranger Signature

For a complete listing of Agriculture Programs, please visit our online Calendar of Events at www.virginiastateparks.gov



MR. SETTLE'S ANIMALS

Mr. Settle's and his family ate the fruits and vegetables that they grew on the farm. They also ate meat like beef (hamburger) and pork (bacon) from the animals raised at the farm.

If Mr. Settle's cow got into the wrong fields, they might eat up all his vegetables. To make sure that cows have nice places to eat grass and to keep vegetables safe, a farmer needs fences.

We have different kinds of fences at Sky Meadows. Some were here when Mr. Settle farmed this land. **Explore the farm and try to find each fence type.**

Split-rail fencing



Net Wire fencing



Rock Wall



Picket fencing



REMEMBERING OUR ROOTS

In the 1840's Abner Settle had a farm where Sky Meadows is today. Mt. Bleak, the stone and wood house, was his farm home. Abner grew corn and wheat here, and produced 350 pounds of butter in a year. As you walk around the Mt. Bleak house, you will see a mix of old and new. While farm machinery has changed since Mr. Settle's time, how crops grow and what crops need to stay healthy, is still the same.

Today, Sky Meadows State Park continues the farming tradition of Mr. Settle and those farmers before and after him. Cattle graze in our meadows; vegetables grow in our garden; honeybees pollinate our blossoms and give us delicious honey. As you complete the pages of this book, think about how the farm would be the same or different if you were here in the 1840's.

MR. ABNER SETTLE'S FARM IN 1850

Crops



wheat



corn

Animals for food



milk cow



beef cow



pig

Animals for work



horse



ox

This book belongs to:



MR. SETTLE'S FARM

When Mr. Settle went to work each morning, he rode his horse to the town of Paris, very close to here. He ran a general store. The store sold the food and clothing that people needed because they were far away from a big city. Mr. Settle grew wheat and corn that was brought to the mill in wagons and ground into flour and corn meal. A mill has giant stone wheels that crush the corn and wheat into flour. **Can you find Boston Mill Road on the park map?** This is the road Mr. Settle took to the mills.

Can you draw a picture of Mr. Settle's store? If you had a store, what kinds of food would you grow to sell in your store? If you want some ideas, come back to the Visitor's Center.



LIVESTOCK: HOGS

When Abner Settle owned this land from 1840 to 1866, he kept many hogs. We believe that he let his hogs look for food in the woods where today the Snowden Trail is located. **Below are pictures of some of the wild foods that hogs like to eat. Take a hike on one of our trails. Pretend that you are one of Abner's hogs. Circle the pictures of the foods you find while on the trail.**



Acorns



Dandelions



Earthworms



Garlic Mustard



Grass




Hickory Nuts



Ladybugs



Mayapples



Mushrooms



Wildflowers



Wild Onions



Wild Strawberries



B E E S

Mr. Settle kept bee hives at his farm which made honey. Bees drink a sweet juice from flowers called nectar. When bees drink they use their long tongue to sip the nectar. **Using your math skills can you figure out how many bees are in each hive?**

$$\begin{array}{c} \text{bee} \\ \text{bee} \end{array} + \begin{array}{c} \text{bee} \\ \text{bee} \end{array} = \underline{\hspace{2cm}}$$

$$\begin{array}{c} \text{bee} \quad \text{bee} \\ \text{bee} \quad \text{bee} \\ \text{bee} \quad \text{bee} \end{array} + \begin{array}{c} \text{bee} \quad \text{bee} \\ \text{bee} \quad \text{bee} \end{array} = \underline{\hspace{2cm}}$$

$$\begin{array}{c} \text{bee} \quad \text{bee} \\ \text{bee} \quad \text{bee} \end{array} - \text{bee} = \underline{\hspace{2cm}}$$



T H E H A R V E S T T H E N & N O W

If you went back in time to Mr. Settle's farm, you would not see any cars. Mr. Settle's farm machines were pulled by horses because cars were not invented yet. **Can you find this machine?** It is near the blacksmith forge behind the large Dairy Barn. It takes hay that has been cut down and pulls it up to the top of the machine, which then falls into a wagon. The job of this machine is to load the hay making it easier for people.



Imagine that you are watching this machine at work. Draw a picture of it. Show **the horse, the wagon and the machine** in your picture.