

Travis A. Voyles
Secretary of Natural and Historic Resources

Matthew S. Wells
Director

Andrew W. Smith
Chief Deputy Director



Frank N. Stovall
*Deputy Director
for Operations*

Darryl Glover
*Deputy Director for
Dam Safety,
Floodplain Management and
Soil and Water Conservation*

Laura Ellis
*Deputy Director for
Administration and Finance*

COMMONWEALTH of VIRGINIA
DEPARTMENT OF CONSERVATION AND RECREATION

Lake Anna State Park
6800 Lawyers Road
Spotsylvania, VA 22551
Phone: 540-854-5503
Email: lakeanna@dcr.virginia.gov

Dear Hunter,

Thank you for choosing to participate in the Lake Anna State Park Deer Hunt. Enclosed in this packet you'll find the following information:

- A non-transferrable reservation confirmation email
- Terms and Conditions
- A required items list
- Hunt map and Avenza instructions

Please carefully review all the documents in this packet. Each hunter will need to sign the Terms and Conditions sheet to confirm they have read, understood, and will abide by the stated conditions. Hunters under the age of 18 must also have a parent/guardian's signature.

We encourage you to visit the park during normal park hours, sunrise to sunset, to familiarize yourself with your zone location. During your pre-hunt scouting trip, please park in regular parking areas when possible. Please call or stop by the park office if you'd like to park on the roadside closer to your zone. Normal parking fees apply.

The park will open for hunter check-in at 4:30 am. All hunters must check-in at the maintenance shop (marked Hunter/Deer Check on map) by 5:00 am. Late arrivals will forfeit their reservation to stand-by hunters. A mandatory pre-hunt safety briefing will take place at the check station at shortly after 5:00 am. Hunters must checkout at the maintenance shop by 6:30 pm. To find the check station, drive past the contact station and take the first left onto a gravel driveway. Go straight ahead a short distance until you see a chain link fence and the maintenance shop compound. You may return to your vehicle or the check station at any time, but you may not leave the park unless you are leaving for the day. Lunches are not provided at the park. Stand-by slots will be awarded in order of arrival at 5:05 am and 1:00 pm each day of the hunt. You are welcome to come any or all days of the hunt, to hunt stand-by.

Lake Anna State Park participates in the Deer Management Assistance Program (DMAP). This means that park staff will take data on all deer harvested during the hunt. As part of the program, hunters that harvest an antlerless deer will receive a DMAP tag for that deer. Hunters must use their own tags for antlered deer. For this hunt, an antlerless deer must be harvested before an antlered deer. If you have any questions prior to the hunt, please contact the park office at 540-854-5503.

Sincerely,
Dan Quesenberry
Park Manager

600 East Main Street, 24th Floor | Richmond, Virginia 23219 | 804-786-6124

*State Parks • Soil and Water Conservation • Planning and Recreation Resources
Natural Heritage • Dam Safety and Floodplain Management • Land Conservation*

Lake Anna State Park Managed Deer Hunt Permit

2023 Terms and Conditions

The following information, terms and conditions apply to the managed deer hunts in Virginia State Parks. Any violation will result in revocation of permit and elimination of your participation in any hunting programs sponsored by the Division of State Parks and possible criminal charges.

1. The special deer hunt will be held on November 8th, December 4th, and December 5th.
2. Check-in is between 4:30 am – 5:00 am at the park maintenance shop. All hunters that have been selected and have not checked in by 5:00 am will lose their selected status and join the stand-by hunters. Stand-by spots will be awarded in order of arrival at 5:05 am and 1:00 pm to fill vacant zones. Selected stand-by hunters will pay a \$15 hunting fee.
3. Check-out is by 6:30 pm. Hunters MUST check-out at the park's maintenance shop.
4. Participants must be at least 16 years of age, or if 12-15, accompanied by a responsible adult who has a hunter education certificate. The adult will not be allowed to hunt.
5. All hunters will attend a mandatory pre-hunt briefing the morning of each hunt. Hunters who do not attend the briefing will not be allowed to hunt.
6. Hunters are encouraged to scout their hunt zone prior to the hunt during normal park hours (sunrise to sunset). Parking fee applies.
7. All required Virginia hunting licenses apply and will be checked prior to hunting.
8. Hunters will be required to have taken and passed a hunter safety course. Proof of hunter safety certification must be presented on the day of the hunt. No hunter will be allowed to hunt without proof of having completed a hunter safety course.
9. Every hunter or person accompanying a hunter shall wear either blaze orange or blaze pink hat and upper body clothing visible from 360 degrees.
10. Allowable weapons are muzzleloaders only for the November 8th hunt and shotguns or muzzleloaders for the December 4th – 5th hunts.
 - Only slug ammunition is permitted for shotgun hunting.
11. There will be no shooting from or across roads, across water, or across park boundaries.
12. In accordance with state hunting laws, hunting hours are one-half hour before sunrise to one-half hour after sunset.
13. Each hunter will reserve or be assigned a zone. Hunters must remain within their zones at all times while hunting. Weapons must be unloaded at all times when outside of the hunter's assigned hunting area. Hunters may park along the roadways within their assigned zone. Vehicles must not be driven off road, with the exception of the park power line (Gold Hill Trail).
14. Only deer may be harvested in accordance with the Code of Virginia. No other game species may be harvested during this hunt.
15. An antlerless deer MUST be taken before an antlered deer.
16. Deer will be field dressed no less than 100 feet from hiking trails, structures, and roads. All deer must be checked by park staff at the deer check station. Information will be collected on each deer, including removal of a jawbone.
 - Any deer harvested by 2:00 pm must be brought to deer check at that time, or once two deer have been taken, whichever comes first.
17. Hunters may track and recover their deer while they are within their assigned zone. Hunters must request assistance from the hunt manager to track and recover any deer that has traveled into another zone that the hunter has not been assigned.

18. Hunters will be allowed to use portable tree stands at approved locations. We highly encourage hunters to follow manufacturer's guidelines regarding the use of safety harnesses. Screw peg steps will not be allowed. Trimming of trees for shooting lanes or to secure stands is prohibited.
19. If using a ground blind, blaze orange or blaze pink is required to be visible on the blind from 360 degrees, in addition to the blaze orange or blaze pink worn by the hunter.
20. Baiting is prohibited. Artificial deer lure is permissible.
21. Hunting with dogs is prohibited.
22. No drugs or alcoholic beverages.
23. Direct any questions concerning the hunt to:
 Dan Quesenberry, Park Manager, Lake Anna State Park, (540) 854-5503
 Joanna Arrighi, District 2 Resource Specialist, (540) 642-2400
24. The Division of State Parks reserves the right to close the managed hunt or to close any zone in the event that the number of deer taken exceeds that which is needed for herd control.
25. All Federal and Virginia Hunting Laws and Regulations, as well as Virginia State Parks Regulations, are applicable during this hunt. Hunters who violate any of the above regulations will be subject to removal from the park and/or if the hunter is in violation of the Code of Virginia the hunter may be subjected to a Virginia Uniform Summons.

“I have read and understand the above terms and conditions for participating in this controlled deer hunt. I understand that a violation of any of these terms and conditions is a violation of Virginia Administrative Code 4VAC5-30-40 and may result in the revocation of my hunting permit for this hunt, and the elimination of my participation in any hunting program sponsored by Virginia State Parks for the remainder of this season and subsequent years. Any fees paid to date for such programs will be forfeited.”

Signature	Printed Name	Date
-----------	--------------	------

Parent/Guardian Signature (If under 18)	Printed Name	Date
---	--------------	------

Required Items Checklist

Please bring the following items with you on the day of the hunt:

- Reservation confirmation letter.
- Terms and conditions sheet.
- A valid hunter safety certificate or legible photocopy.
- A valid Virginia hunting license and Big Game license.
- A blaze orange or blaze pink hat and upper body clothing visible from 360 degrees.
- If using a portable tree stand, a safety harness per manufacturer's guidelines.
- If using a ground blind, blaze orange or blaze pink that is visible on the blind from 360 degrees.

Avenza Maps Instructions

To fully utilize the benefits of the digital copy of the map, hunters should download the free app named Avenza Maps. This app is available for both Android and iOS. This app will allow you to use the hunt map in a similar manner to Google Maps or other mapping software. You will be able to geo-locate yourself on the hunt map, as well as drop point markers and even attach photos for later reference. This will allow you to better locate your stand as well as mark any areas of interest you may want to revisit if you are attending a zone hunt. One of the great benefits of this app is you do not need phone service. The map is saved onto your phone and all you need to navigate is a GPS signal.

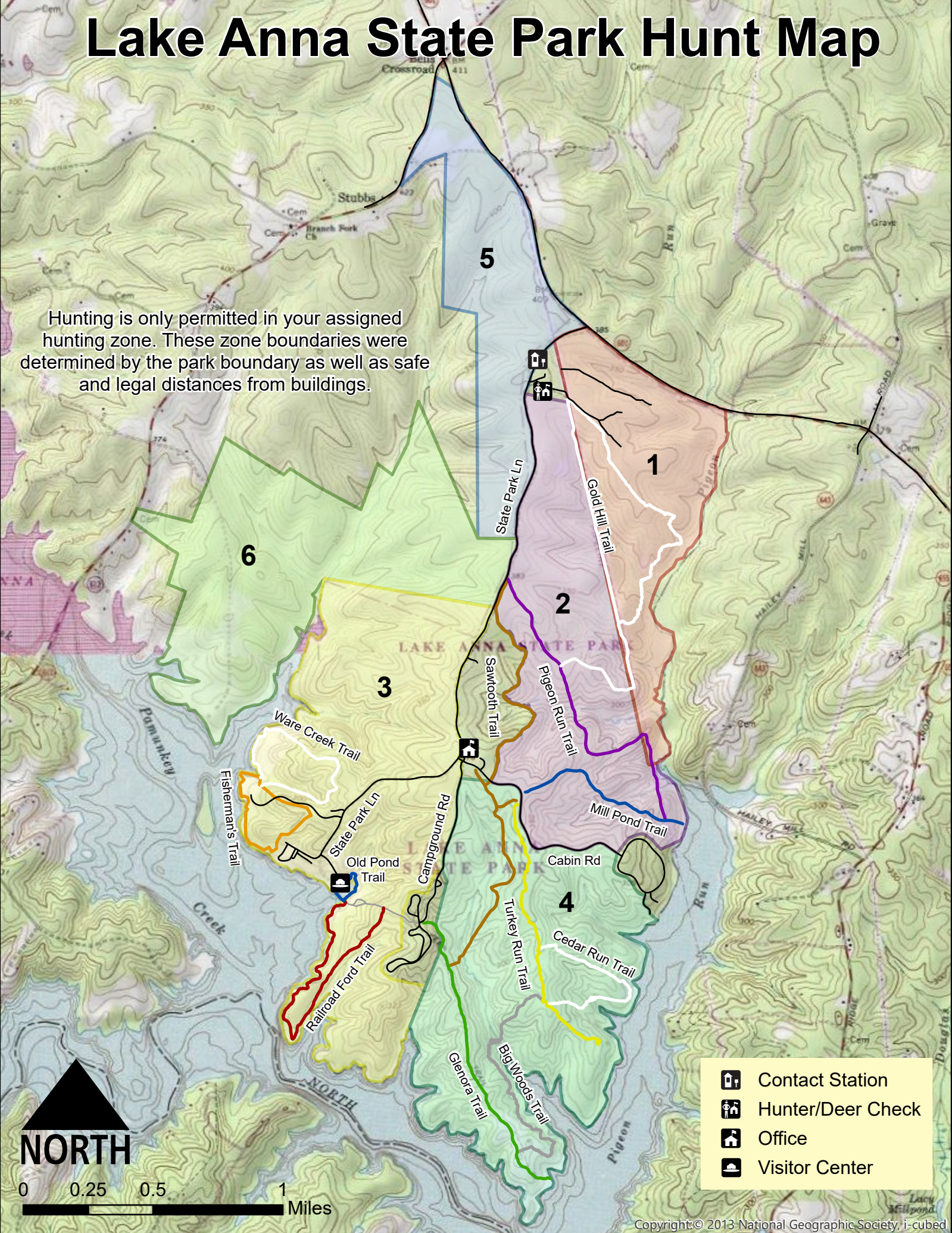
1. Visit your app store (Google Play or Apple's App Store) and search for Avenza Maps.
2. Download and install the app.
3. There are two ways to open the hunt map with Avenza: Either download the map directly and open the map with Avenza OR visit the in-app Avenza store and search for the park in which you are hunting. (For example, typing in "Caledon State Park" in the Avenza store will bring up the Caledon Hunt Stand map). You can then download the map, for free, within Avenza.
4. When you're in the park, open the Avenza app, and choose the appropriate map. You will show up as a small blue dot within the map.
 - a. Don't forget you can turn 3G/4G and phone service off so you don't waste your battery or data.





For more information you can visit the website below:

<https://www.avenza.com/avenza-maps/>

Lake Anna State Park Hunt Map

Hunting is only permitted in your assigned hunting zone. These zone boundaries were determined by the park boundary as well as safe and legal distances from buildings.



-  Contact Station
-  Hunter/Deer Check
-  Office
-  Visitor Center



0 0.25 0.5 1 Miles